



ROOF PANEL

Panel Retro 25/340



product data
sheet

 34-700 Rabka-Zdrój
ul. Kilińskiego 49a

 T: +48 18 26 85 200
F: +48 18 26 85 215

 biuro@blachotrapez.eu
www.blachotrapez.eu

General Information

Roofing panels are a solution referring to the traditional method of covering, i.e. sheet mounted on standing seam (on the so-called „welt” - old colloquial name). Hence the name of this product RETRO Roof panel, referring to something old.

Advantages and characteristics

Functionality, fast and simple assembly, though requiring specialist knowledge, are combined with the unique appearance of the product, which corresponds to the best standards of aesthetics. The combination of these features in one product gives great opportunities in shaping image of the roof. Depending on the planned effect, you can emphasize the traditional style of the building or highlight its modern character. Classics and minimalism in appearance as well as a straightforward form make the Retro roof panel a perfect solution both for the renovation of historic buildings and formodern constructions. Modern architecture uses it in two ways - it can act as roofing, but also constitute the original façade finish, in horizontal and vertical layout.

The panels are manufactured to any length and in various options, depending on the Customer's needs, e.g. with the option of notching for the bend, notches with a bend and with a single or double longitudinal ribbing (conical or trapezoidal). It all depends on the individual needs, requirements and preferences of the Customer.

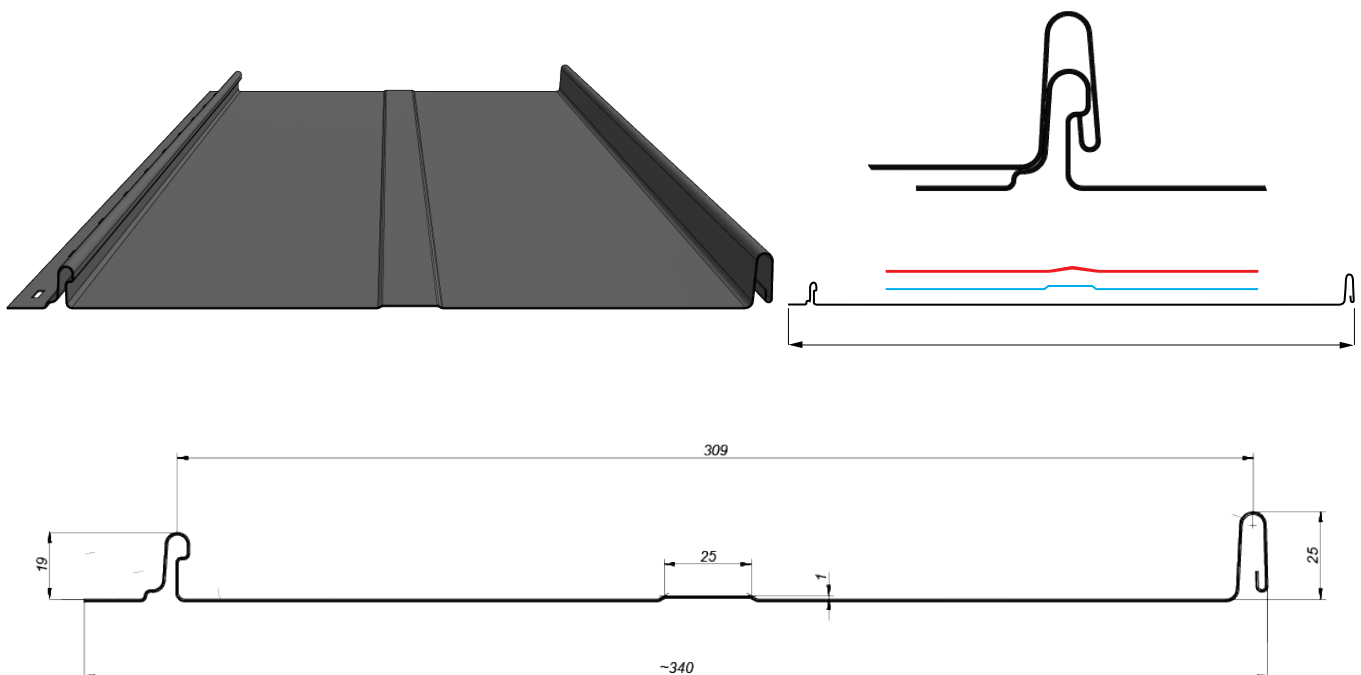
Technical details

Total width:	~340 mm	Recommended length:	max 8 mb *
Cover width:	309 mm	Height of the welt:	25 mm
Thickness of the finished product (steel):	0,5 mm	“Clik” height:	19 mm
Thickness of the finished product (aluminium):	0,6 mm		

* Blachotrapez is not responsible for mechanical damage caused during transport in sheets longer than the ones recommended in the Technical Specifications of the Profile. Ordering sheets longer than recommended increases the risk of damage during transport, processing and assembly. Sheets longer than recommended may be deformed. This is due to the production technology and the expansion of the material under the influence of temperature amplitude.

Panel Retro 25/340 - dimensions and welt, Cross-section.

Our panel will make your roof not only beautiful, but also extremely durable and practical.



Application

Roofing panels are delivered in the form of ready-made elements, and are used for wall and roof covering with a slope of not less than 9°. For Colorcoat HPS200 Ultra® the minimum roof slope is 6°. These sheets are used as finishing and safety elements in buildings. Roofing panels must be used in accordance with technical projects of buildings, the manufacturer's installation instructions and recommendations, current standards, and technical and construction regulations.

The applied material has a wide range of applications due to the environmental classification, which is confirmed by a long warranty period depending on material (see the separate warranty form uploaded to our website www.blachotrapez.eu)

Research results / documentation

All of our products have a Declaration of Performance made on the basis of Standards and Regulations related to construction products in force. We also have Hygienic Certificate No. HK/B/0910/01/2014 issued in 2015 by the National Institute of Hygiene (PZH).

These documents are issued to implemented orders. In order to obtain them, please contact the Quality Control Department - the scheme of procedures is provided on our website.

Assembly

As the panels are equipped with a latch lock, they can be quickly and reliably connected while maintaining high tightness, which gives them an advantage over double seam sheets. What is more, the placement of the mounting holes along the seam allows to cover the fixing screws by the adjacent panel. As a result, we obtain a roof covering with high aesthetics, without visible fixings.

During the assembly of roof panels for any type of metal sheet, the flat surface of the sheets may wave. The sheet takes the shape of the roof base. Waving of such panels is a natural and often occurring phenomenon. It is related to the technology of production and installation of the metal sheets, their thermal expansion and the phenomenon of reflection of light. To minimize the effect of waving the panels should be assembled on a very carefully made and levelled base, in accordance with the principles of roofing and assembly instructions. A positive effect is also obtained by using a matt coating (smaller reflections), using panels with longitudinal ribbing panels with factory-applied soundproofing layer or selection of a panel with a smaller overall width.

In addition, you can use the option of notches with a bend or notches for the bend. These options allow stiffening the bottom edge of the sheet and avoiding lateral waving.

Panel noise in windy conditions is also a natural phenomenon. To reduce this effect, you can use a hairy membrane, damping tape, structural mat, self-adhesive anti-condensation membrane or other materials.

Additional information

For all types of profiles we have properly prepared instructions for transport, storage, cutting and maintenance of sheet metal. To familiarize yourself with the content, please visit www.blachotrapez.eu and contact our Technical and Trade Consultants or branches of our company - addresses can also be found on our website.

We also have numerous awards and certificates for both our raw materials and ready-made products, which you can read on our website www.blachotrapez.eu.