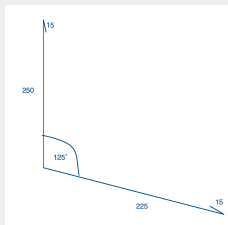

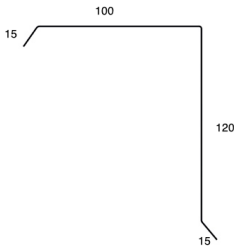

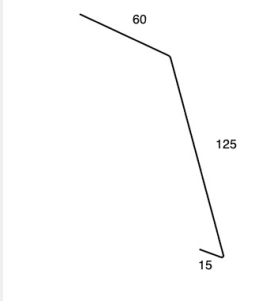



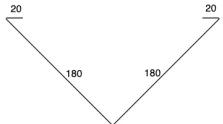

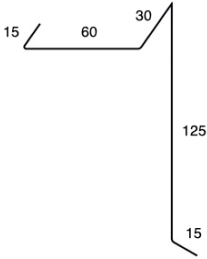

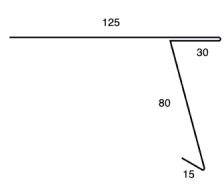




PRICES ACCESSORIES

ACCESSORIES PRICES	PRICE/sq cm	PRICE/sqm	PRICE PER BENT CORNER	TOTAL
PRICE FOR SHEETS CUSTOM MADE SHEETS HPS 200 ULTRA ICE CRYSTAL SUPERIOR HB MAT ZINK/ALU	0.0030£/ cm2	30£/ SQM (to calculate size per flashing take widths of the panel x 2m lengths = sqm)	<u>£0.35</u>	
EXAMPLE FOR CUSTOM FLASHING		$15\text{mm} + 250\text{mm} + 225\text{mm} + 15\text{mm} = 505\text{mm} = 0.505\text{m}$ $0.505\text{m} \times 2\text{m} = 1.01\text{ sqm}$	3 corners = 1.05£	1.05£ + (1.01 x 30) = <u>31.35£</u>
STANDARD FLASHING (ALL STANDARD LENGTHS 2000mm)	SHAPE ALL STANDARD LENGTHS 2000mm)	BENDING SCHEDULE (in mm)		
Barge Board STANDARD			$15\text{mm} + 100\text{mm} + 120\text{mm} + 15\text{mm} = 250\text{mm}$	<u>£11.05</u>
Eaves Edge STANDARD			$60\text{mm} + 120\text{mm} + 15\text{mm} = 195\text{mm}$	<u>£8.50</u>

ACCESSORIES PRICES	PRICE/sq cm	PRICE/sqm	PRICE PER BENT CORNER	TOTAL
STANDARD GUTTER DRIP EDGE			155mm + 35mm + 15mm = 205mm	<u>£8.90</u>
STANDARD Trough and wall connector			20mm + 180mm + 180mm + 20mm = 400mm	<u>£17.05</u>
BARGE BOARD SWISS			15mm + 60mm + 30mm + 125mm + 15mm = 245mm	<u>£11.20</u>
Starter Eaves Drip Edge			15mm + 80mm + 30mm + 125mm = 250mm	<u>£11.05</u>
RIDGE TILE			15mm + 115mm + 25mm + 60mm + 25mm + 115mm + 15mm = 370mm	<u>£16.90</u>

📞 07586452405

✉️ Patrick@Pagurek.com

🌐 Pagurek.com

📍 ORLEBAR GARDENS, BRISTOL

